

DS-3E1106P-EI/M 4 Port Fast Ethernet Smart PoE Switch



Smart managed switches are developed by Hikvision, featuring easy management and maintenance. You can easily deploy, monitor and expand your surveillance system anytime and anywhere with our software platforms. You can view the network topology, monitor the health of the network and receive device alarms in real time, which greatly reduces the cost of network operation and maintenance.

- 4 × 10/100 Mbps PoE port, 2 × 10/100 Mbps RJ45 port
- Total PoE Power Budget 45 W
- Support 802.1Q VLAN
- Support PoE watchdog to detect and restart the cameras that do not respond
- Support STP/RSTP loop prevention
- Support cable detection to locate failure
- Up to 300 m Long Range PoE Transmission
- 6 kV Surge Protection

▪ Specification

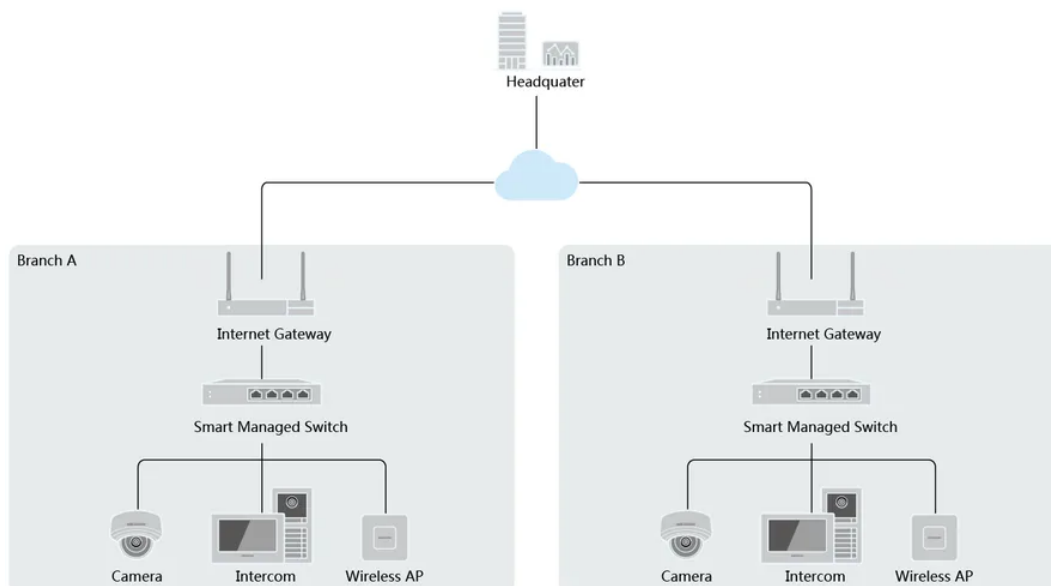
Model		DS-3E1106P-EI/M
Network Parameters	Ports	4 × 10/100 Mbps PoE port, 2 × 10/100 Mbps RJ45 port
	MAC Address Table	2 K
	Switching Capacity	14 Gbps
	Packet Forwarding Rate	10.42 Mpps
	Internal Cache	1 Mbits
PoE Power Supply	PoE Standard	IEEE 802.3af, IEEE 802.3at
	PoE Power Pin	End-span: 1/2(-), 3/6(+)
	PoE Port	PoE: Ports 1 to 4
	Max. Port Power	30 W
	PoE Power Budget	45 W
Software Function	Long Range	Ports 1 to 4: up to 300 m. Long range performance may vary depend on camera model or cable condition.
	VIP Port	Ports 1 to 2: data on VIP ports is preferentially forwarded when bandwidth resources are insufficient.
	Port Isolation	Ports 1 to 4: port isolation mode to improve network security Ports in an isolation group cannot communicate with each other, but they can communicate with ports outside the isolation group.
	PoE Watchdog	Ports 1 to 4: auto detect and restart the cameras that do not respond.
	Link Aggregation	Link aggregation is used to aggregate multiple physical ports to form a logical port for load balancing, bandwidth expansion, and port protection. Support static link aggregation. Support 2 aggregation groups.
	Loop Prevention	Loop prevention is used to prevent the switching network from forming loops, which will seriously affect network communication. Disabled by default. Support 802.1D STP. Support 802.1w RSTP.
	VLAN	VLAN is used for network scale planning and network health improvement. Support 802.1Q. Configurable VLAN ID from 1-4094. Support Trunk, Access port mode. Support Max. 32 VLAN.
	HPP	Support one-click activation and remote management via Hik-Partner Pro. Functions supported: 1. Display the port rate. 2. Display the port bandwidth utilization rate. 3. Display the PoE power usage. 4. Display topology information. 5. Display the alarm status. 6. Restart ports and devices. 7. Enable port long-range mode. 8. Remotely upgrade the device.
	System Maintenance	Support device management via web. Support DHCP Client. Enabled by default for dynamic assignment of management

		<p>IP addresses.</p> <p>Support Super IP, which is a fixed IP address (10.180.190.200) for direct access.</p> <p>Support management via Hik-Central Pro.</p> <p>Support remote management via Hik-Partner Pro.</p> <p>Support cable detection. Abnormal open circuits and short circuits as well as network cable length can be detected.</p> <p>Supports 802.1ab LLDP for peer device discovery.</p> <p>Support SNMP v1/v2c for third-party management platform access.</p> <p>Support port mirroring for fault locating.</p>
General	Shell	Metal material
	Net Weight	0.27 kg (0.6 lb)
	Gross Weight	0.77 kg (1.7 lb)
	Dimensions (W × H × D)	121.1 mm × 27.6 mm × 83.1 mm (4.77" × 1.09" × 3.27")
	Operating Temperature	0 °C to 40 °C (32 °F to 104 °F)
	Storage Temperature	-40 °C to 85 °C (-40 °F to 185 °F)
	Operating Humidity	5% to 95% (no condensation)
	Relative Humidity	5% to 95% (no condensation)
	Power Supply	54 V DC, 0.92 A
	Installation Mode	Desk-Mounted,Wall-Mounted
	Max. Power Consumption	50 W
	Power Consumption in Idle	1.8 W
	Surge Protection	6 kV
Approval	EMC	CE-EMC (EN 55032: 2015+A11: 2020, EN IEC 61000-3-2: 2019, EN 61000-3-3: 2013+A1: 2019, EN 50130-4: 2011+A1: 2014, EN 55035: 2017+A11: 2020)
	Safety	CB (AMD1:2009, AMD2:2013, IEC 62368-1: 2014 (Second Edition), CE-LVD (EN 62368-1: 2014+A11: 2017)
	Chemistry	Reach (Regulation (EC) No.1907/2006),WEEE (2012/19/EU),CE-RoHS (2011/65/EU)

▪ Available Model

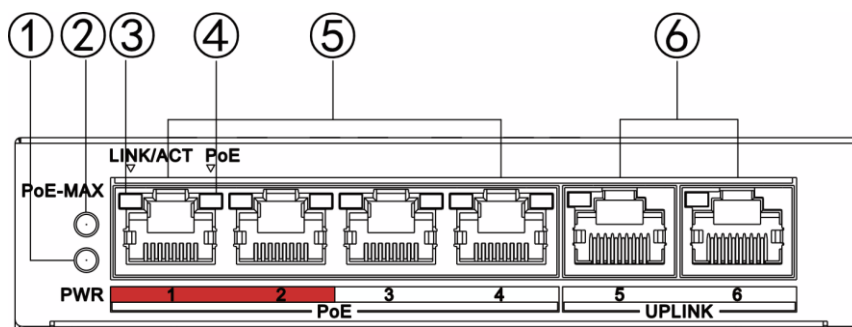
DS-3E1106P-EI/M

▪ Typical Application

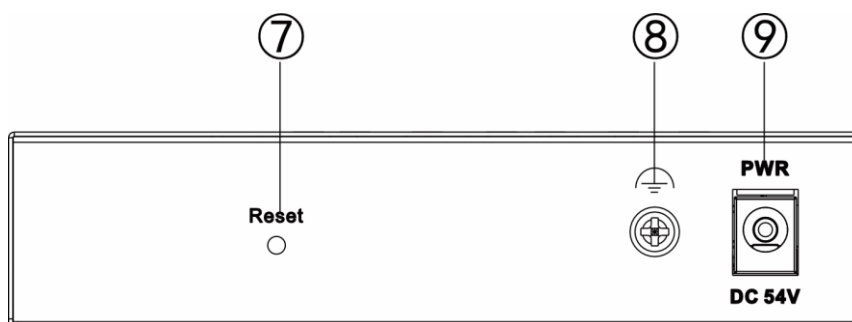


▪ Physical Interface

Front Panel



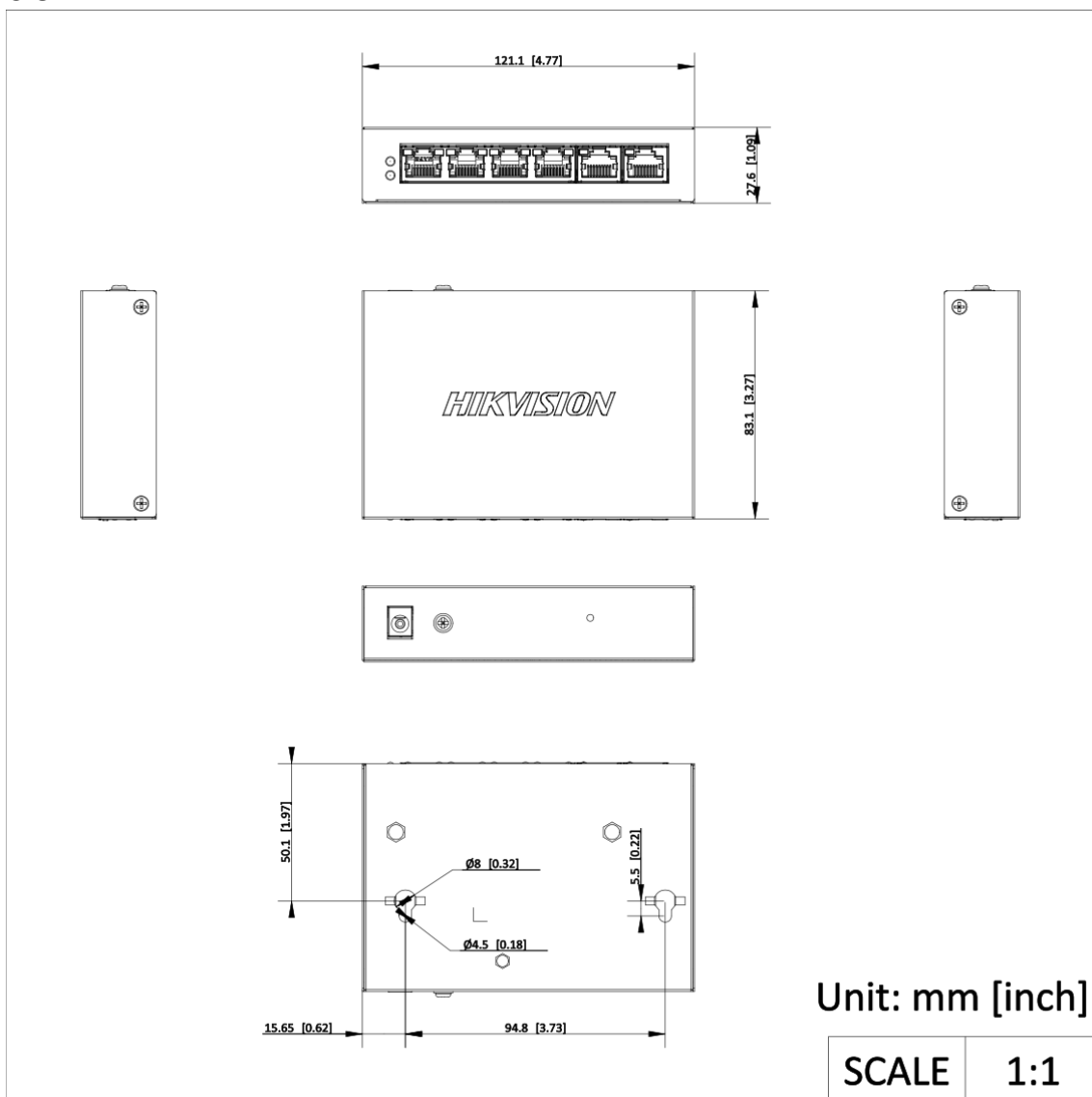
Rear Panel



No.	Indicator/Port	Description
①	PWR Indicator	<ul style="list-style-type: none"> ● Solid on: The switch is powered on normally. ● Unlit: No power supply is connected or power supply is abnormal.
②	PoE-MAX Indicator	<ul style="list-style-type: none"> ● Solid on/Flashing: The output power of the switch is about to reach or has reached the upper limit. The power supply may be abnormal if more devices are connected. ● Unlit: The switch does not supply power to a powered device (PD), or supplies power to a PD normally and its output power does not reach the upper limit. (About 5 seconds after the output power of the switch returns to normal, the PoE-MAX indicator will be unlit.)
③	LINK/ACT Indicator	<ul style="list-style-type: none"> ● Solid on: The port is connected. ● Flashing: The port is transmitting data. ● Unlit: The port is disconnected or connection is abnormal.
④	PoE Indicator	<ul style="list-style-type: none"> ● Solid on: The switch supplies power to a PD normally.

		● Unlit: The switch is disconnected from a PD or power supply is abnormal.
⑤	10/100 Mbps PoE RJ45 Port	Used for connection to a PD via a network cable.
⑥	10/100 Mbps RJ45 Port	Used for connection to another device via a network cable.
⑦	Reset Button	Used for restoring all the configurations of the switch to the default settings.
⑧	Grounding Terminal	Used for connection to the grounding cable to protect the switch from lightning.
⑨	Power Supply	Use the attached power cord and power adapter to connect the switch to a socket.

▪ Dimension



Headquarters

No.555 Qianmo Road, Binjiang District,
Hangzhou 310051, China
T +86-571-8807-5998
www.hikvision.com



Follow us on social media to get the latest product and solution information.

